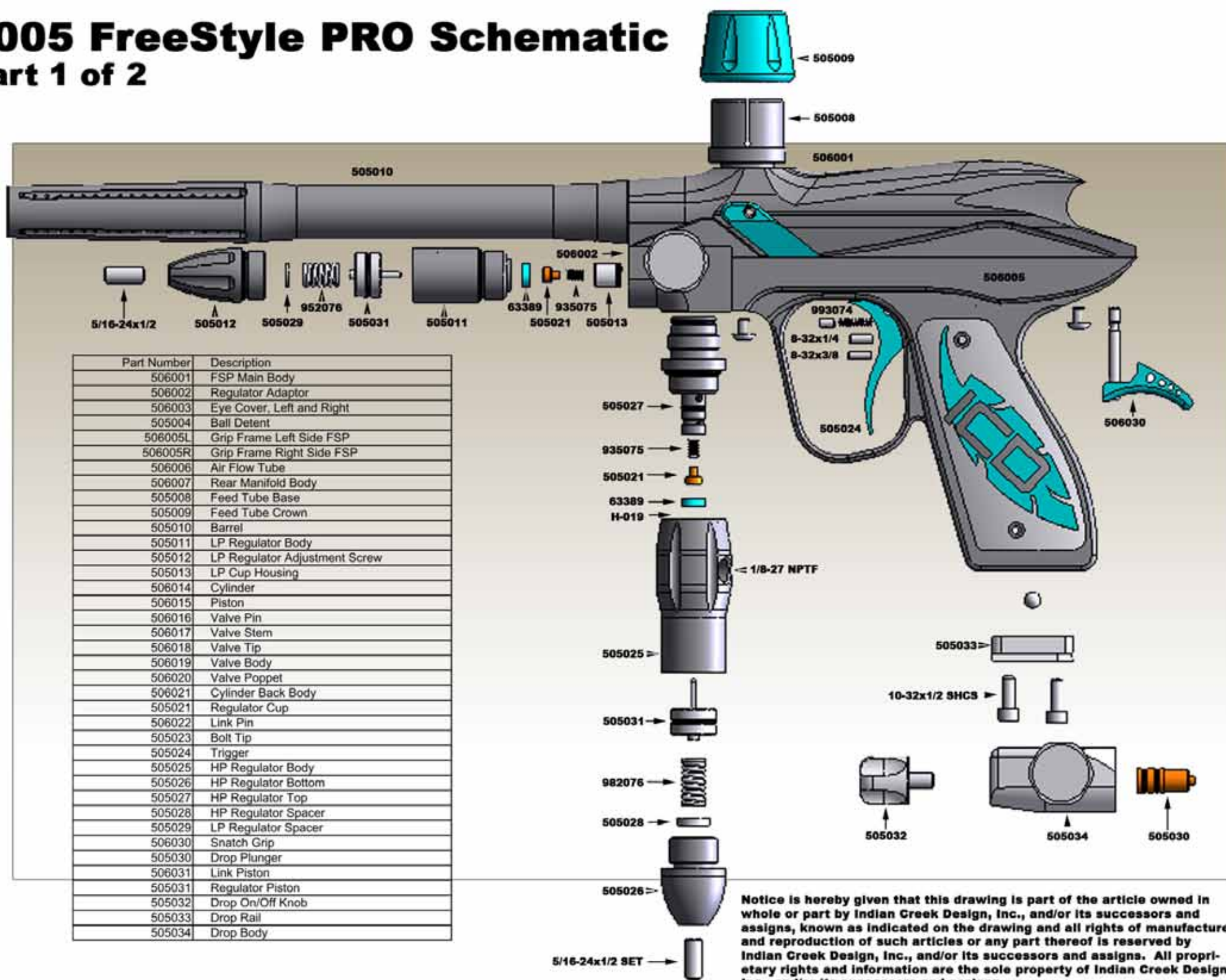


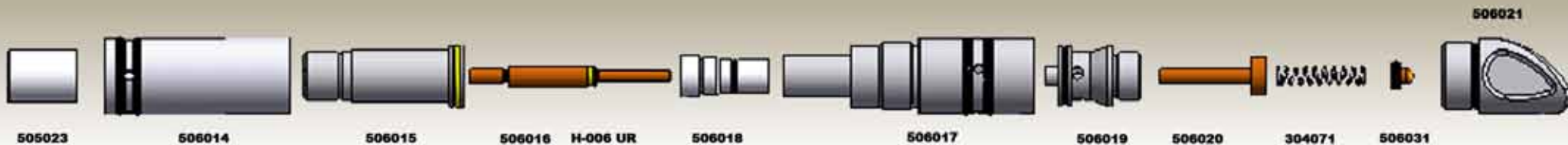
2005 FreeStyle PRO Schematic

Part 1 of 2



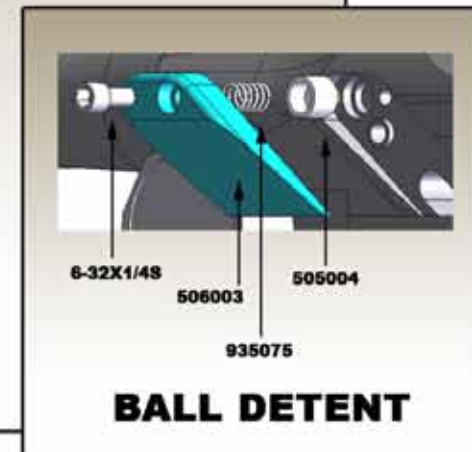
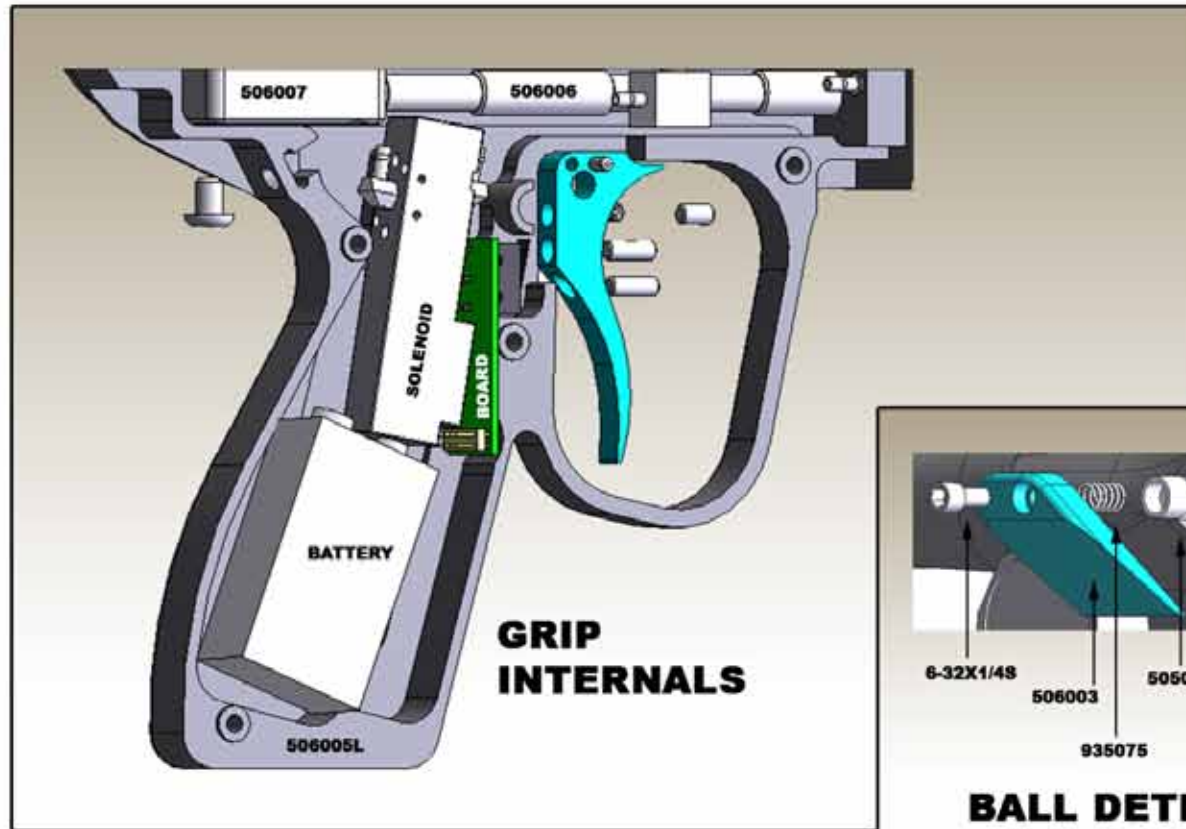
2005 FreeStyle PRO Schematic

Part 2 of 2



CYLINDER ASSEMBLY

Part Number	Description
506001	FSP Main Body
506002	Regulator Adaptor
506003	Eye Cover, Left and Right
505004	Ball Detent
506005L	Grip Frame Left Side FSP
506005R	Grip Frame Right Side FSP
506006	Air Flow Tube
506007	Rear Manifold Body
505008	Feed Tube Base
505009	Feed Tube Crown
505010	Barrel
505011	LP Regulator Body
505012	LP Regulator Adjustment Screw
505013	LP Cup Housing
506014	Cylinder
506015	Piston
506016	Valve Pin
506017	Valve Stem
506018	Valve Tip
506019	Valve Body
506020	Valve Poppet
506021	Cylinder Back Spacer
505021	Regulator Cup
506022	Link Pin
505023	Bolt Tip
505024	Trigger
505025	HP Regulator Body
505026	HP Regulator Bottom
505027	HP Regulator Top
505028	HP Regulator Spacer
505029	LP Regulator Spacer
506030	Snatch Grip
505030	Drop Plunger
506031	Link Piston
505031	Regulator Piston
505032	Drop On/Off Knob
505033	Drop Rail
505034	Drop Body



Notice is hereby given that this drawing is part of the article owned in whole or part by Indian Creek Design, Inc., and/or its successors and assigns, known as indicated on the drawing and all rights of manufacture and reproduction of such articles or any part thereof is reserved by Indian Creek Design, Inc., and/or its successors and assigns. All proprietary rights and information are the sole property of Indian Creek Design, Inc., and/or its successors and assigns.